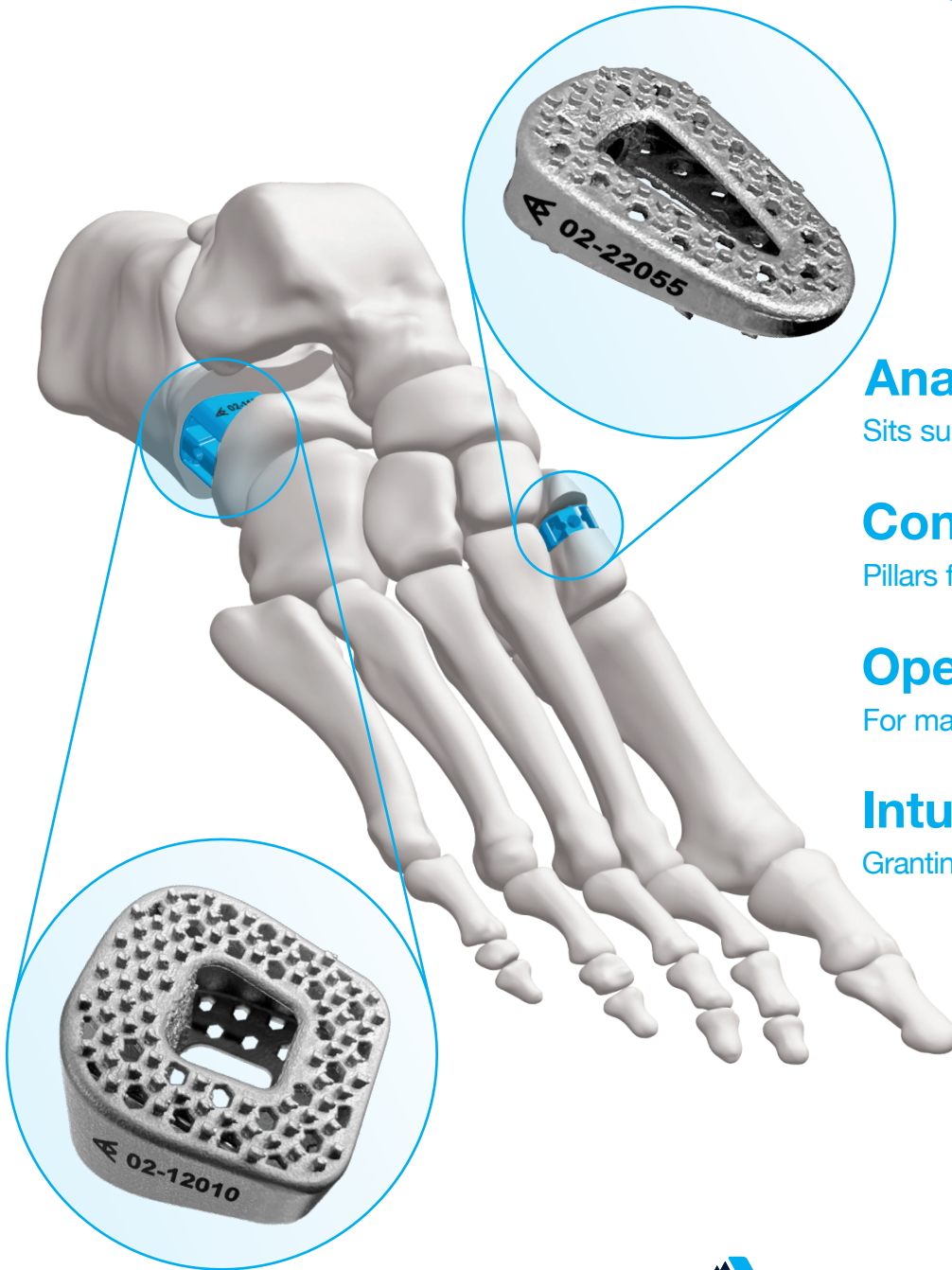


ARKEO™

Wedge Fixation System



Anatomical Fit

Sits subflush after placement.

Controlled Stability

Pillars facilitate initial and long-term fixation.

Open Architecture

For maximum graft packing.

Intuitive Instrumentation

Granting complete control to the surgeon.




AUXANO® MEDICAL
Step into the Future™



ARKEO™


Wedge Fixation System

ARKEO™ – Another step into the future

The ARKEO™ implant design integrates an anatomic shape with the Auxano® Technology to provide stability at the site of correction. Featuring a large, central graft window and an open, 3D printed architecture, graft placement is convenient, and graft capacity is maximized. Built for precision and control, our integrated instrumentation empowers surgeon confidence and supports accurate, consistent placement from patient to patient.

ARKEO™ Technology

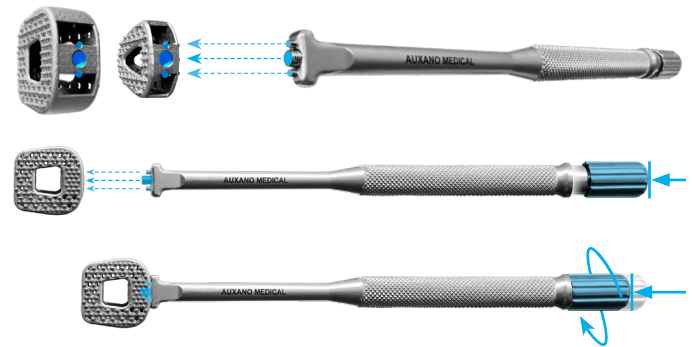
EVANS AND COTTON



- 1** Inserter Interface
- 2** Central Graft Cavity
- 3** Thru-Growth Fenestrations
- 4** Auxano® Micropillar Technology

Secure Instrumentation

1: INSERTER INTERFACE



ARKEO™ WEDGE FIXATION SYSTEM

EVANS			
LENGTH (mm)	WIDTH (mm)	HEIGHT (mm)	PART NUMBER
18	18	08	02-11808
		10	02-11810
		12	02-11812
20	20	08	02-12008
		10	02-12010
		12	02-12012
22	22	08	02-12208
		10	02-12210
		12	02-12212

COTTON			
LENGTH (mm)	WIDTH (mm)	HEIGHT (mm)	PART NUMBER
16	11	4.5	02-21645
		5.5	02-21655
		6.5	02-21665
20	14	4.5	02-22045
		5.5	02-22055
		6.5	02-22065

The ARKEO™ system is supplied non-sterile, and comes in a steam-sterilizable tray. It contains the following instruments: Hintermann distractor, k-wires, osteotomes, mallet, slap hammer, implant trials, inserter, impactor.

For more information visit us at www.AuxanoMedical.net
440 262 2000 | CS@AUXANOMEDICAL.NET



ARKEO™



Auxano® Medical
 8006 Katherine Boulevard
 Brecksville, OH 44141
www.AuxanoMedical.net
 Made In USA

