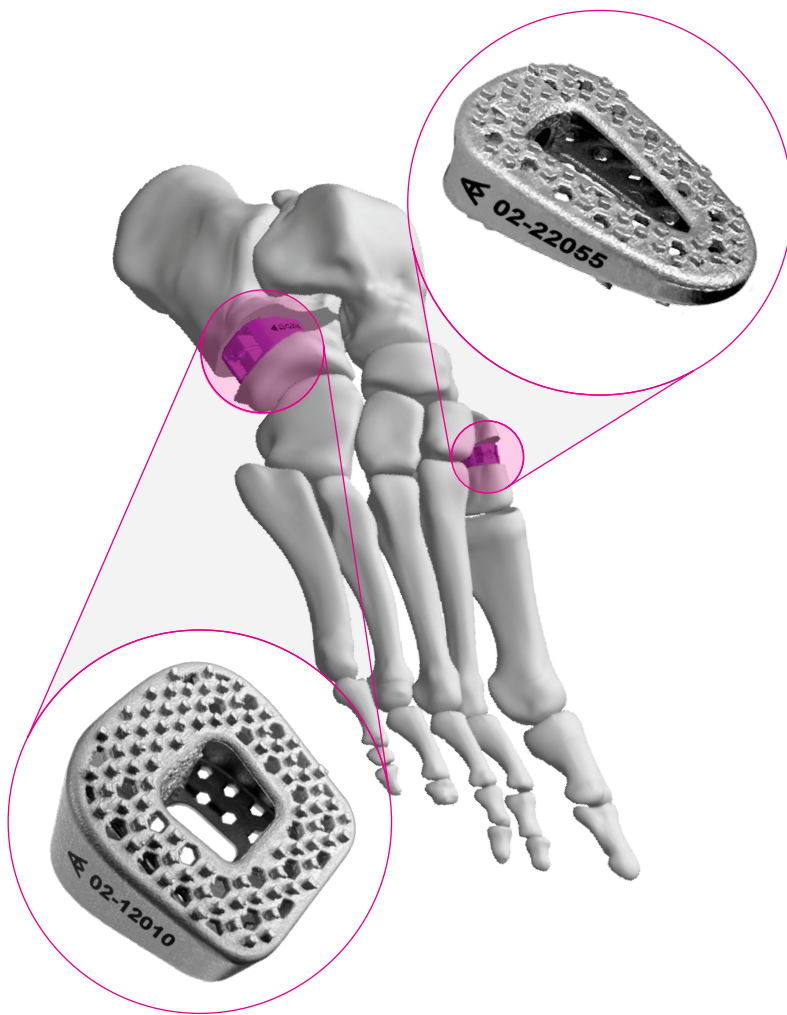


ARKEO™

Wedge Fixation System



Anatomical Fit

Sits subflush after placement.

Controlled Stability

Pillars facilitate initial and long-term fixation.

Open Architecture

For maximum graft packing.

Intuitive Instrumentation

Granting complete control to the surgeon.

Step into the Future with ARKEO™




AUXANO MEDICAL



ARKEO™


Wedge Fixation System

ARKEO™ – Another step into the future

The ARKEO™ implant design integrates an anatomic shape with the Auxano® Technology to provide stability at the site of correction. Featuring a large, central graft window and an open, 3D printed architecture, graft placement is convenient, and graft capacity is maximized. Built for precision and control, our integrated instrumentation empowers surgeon confidence and supports accurate, consistent placement from patient to patient.

ARKEO™ Technology

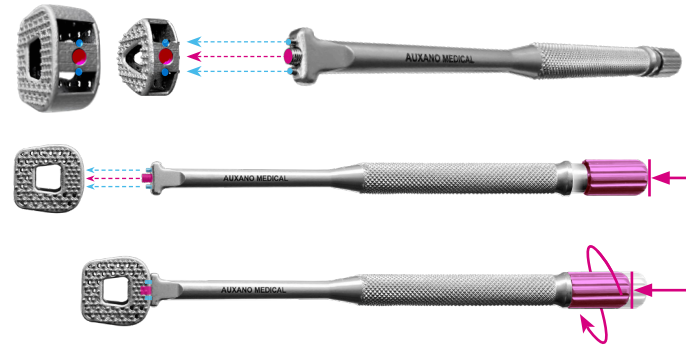
EVANS AND COTTON




- 1** Insertor Interface
- 2** Central Graft Cavity
- 3** Thru-Growth Fennestrations
- 4** Auxano® Micropillar Technology


Secure Instrumentation

1: INSERTER INTERFACE



ARKEO™ WEDGE FIXATION SYSTEM

EVANS				
LENGTH (mm)	WIDTH (mm)	HEIGHT (mm)	PART NUMBER	
18	18	08	02-11808	
		10	02-11810	
		12	02-11812	
20	20	08	02-12008	
		10	02-12010	
		12	02-12012	
22	22	08	02-12208	
		10	02-12210	
		12	02-12212	

COTTON				
LENGTH (mm)	WIDTH (mm)	HEIGHT (mm)	PART NUMBER	
16	11	4.5	02-21645	
		5.5	02-21655	
		6.5	02-21665	
20	14	4.5	02-22045	
		5.5	02-22055	
		6.5	02-22065	

The ARKEO™ system is supplied non-sterile, and comes in a steam-sterilizable tray. It contains the following instruments: Hintermann distractor, k-wires, osteotomes, mallet, slap hammer, implant trials, insertor, impactor.

For more information visit us at www.AuxanoMedical.net
440 262 2000 | CS@AUXANOMEDICAL.NET



AuxanoMedical.net



Auxano Medical
8006 Katherine Boulevard
Brecksville, OH 44141
www.AuxanoMedical.net
Made In USA

